

QUARTERLY PHYSICAL REPORT OF OPERATION
As of June 30, 2022

Department of Agriculture (DA)

Agency :

< not applicable >

Organization Code (UACS)

Particulars	UACS CODE	Physical Target (Budget Year)					Physical Accomplishment (Budget Year)					Variance	Remarks
		1st Quarter	2nd Quarter	3rd Quarter	4th Quarter	Total	1st Quarter	2nd Quarter	3rd Quarter	4th Quarter	Total		
1	2	3	4	5	6	7	8	9	10	11	12	13	14
MEAT REGULATORY PROGRAM	310100000000000												
OO : Meat Safety and Quality Assured													
Outcome Indicator													
1. Percentage of existing meat establishments and transport vehicles conforming to national and international standards for handling safe and quality meat													
a. Meat Establishments		18.71%	18.84%	18.84%	18.61%	75% (569/759)	77.2%	68.0%			68.0%	-7.02	516 Meat Establishments (MEs) are licensed
b. Transport Vehicles		21.20%	21.29%	21.29%	21.22%	85% (2,975/3,500)	64.0%	67.3%			67.3%	-17.71	2,355 Meat Transport Vehicles (MTVs) are registered
Output Indicators													
1. Percentage increase in number of meat establishments and transport vehicles monitored and/or inspected with reports issued													
a. Meat Establishments		2.5%	2.5%	2.5%	2.5%	10% (480)	4.8%	11.1%			11.1%	1.14	49 New Licensed MEs
b. Transport Vehicles		2.5%	2.5%	2.5%	2.5%	10% (4,070)	-39.4%	-36.3%			-36.3%	-46.33	2,355 Meat Transport Vehicles are registered
2. Number of Hazard Analysis and Critical Control Point (HACCP) certified meat establishments monitored and/or inspected with reports issued		33	34	33	33	133	18	38			38	-95	38 ME are HACCP certified
3. Percentage of certificates and licenses issued within the prescribed period		100%	100%	100%	100%	100%	100%	100%			100%	0	Certificates and licenses were issued within the prescribed period
4. Percentage of exporter and importer meat establishments registered and licensed within the prescribed period from the date of application		100%	100%	100%	100%	100%	100%	100%			100%	0	Exporters and importers were registered and licensed within the prescribed period from the date of application
LOCAL MEAT ESTABLISHMENT ASSISTANCE PROGRAM	320100000000000												
OO : Meat Industry Sector Developed													
Outcome Indicators													
1. Percentage increase in the number of beneficiary LGU		18.75%	18.75%	18.75%	18.75%	75% (36/48)	29.2%	29.2%			29.2%	-47.90	14 LGU beneficiaries are compliant to national standards (licensed "AA" SLH) and are properly operated and maintained

QUARTERLY PHYSICAL REPORT OF OPERATION
As of June 30, 2022

Department of Agriculture (DA)


Agency :

< not applicable >


Organization Code (UACS)

Particulars	UACS CODE	Physical Target (Budget Year)					Physical Accomplishment (Budget Year)					Variance	Remarks
		1st Quarter	2nd Quarter	3rd Quarter	4th Quarter	Total	1st Quarter	2nd Quarter	3rd Quarter	4th Quarter	Total		
1	2	3	4	5	6	7	8	9	10	11	12	13	14
meat facilities that are compliant to national standards and are properly operated and maintained													
2. Percentage of highly urbanized LGUs capable of performing meat inspection services		0	0	0	100%	100% (33/33)	57.60%	57.60%			57.60%	57.60	*There are 19 HUCs with Ordinance/s on Meat Inspection *On-going finalization of the Policy/Guideline for the Local Meat Inspection System (LMIS) Certification
Output Indicator													
1. Number of LGU Meat Inspectors trained to perform meat inspection service		100	100	100	100	400	0	0			0	-400	On-going conduct of training by some RTOCs; while other RTOCs scheduled their training by 3rd quarter of 2022


Prepared By:


JANNILYN S. VILLAFIOR
Planning Officer I

In coordination with:


Dr. EASTER A. OBLENA
Chief, Planning Division

Approved By:


Dr. JOCELYN A. SALVADOR, MPM
Agency Head

This report was generated using the Unified Reporting System on 19/07/2022 12:54 ; Status : SUBMITTED