



QUARTERLY PHYSICAL REPORT OF OPERATION


As of June 30, 2021

Department : Department of Agriculture (DA)
 Agency : National Meat Inspection Service
 Operating Unit : < not applicable >
 Organization Code (UACS) : 05 009 0000000

Particulars	UACS CODE	Physical Target (Budget Year)					Physical Accomplishment (Budget Year)					Variance	Remarks
		1st Quarter	2nd Quarter	3rd Quarter	4th Quarter	Total	1st Quarter	2nd Quarter	3rd Quarter	4th Quarter	Total		
1	2	3	4	5	6	7	8	9	10	11	12	13	14
MEAT REGULATORY PROGRAM	310100000000000												
OO : Meet Safety and Quality Assured													
Outcome Indicator													
1. Percentage of existing meat establishments and transport vehicles conforming to national and international standards for handling safe and quality meat													
a. Meat Establishments						89.6% (528/759)	84.4%	83.1%			83.1%	-6.5%	479 Meat Establishments are licensed
b. Transport Vehicles						81.8% (2,863/3,500)	55.0%	86.7%			86.7%	4.9%	3,034 Meat Transport Vehicles are registered
Output Indicators													
1. Percentage increase in number of meat establishments and transport vehicles monitored and/or inspected with reports issued													
a. Meat Establishments						10% (436)	0.2%	0.5%			0.5%	-9.5%	21 New licensed Meat Establishment
b. Transport Vehicles						10% (3,699)	5.7%	8.2%			8.2%	-1.8%	3,034 Meat Transport Vehicles are registered
2. Number of Hazard Analysis and Critical Control Point (HACCP) certified meat establishments monitored and/or inspected with reports issued						133	68	60			60	-73	60 Meat Establishments are HACCP certified
3. Percentage of certificates and licenses issued within the prescribed period						1	100%	100%			100%		All certificates and licenses were issued within the prescribed period
4. Percentage of exporter and importer meat establishments registered and licensed within the prescribed period from the date of application						1	100%	100%			100%		All Exporter and importer were registered and licensed within the prescribed period from the date of application
LOCAL MEAT ESTABLISHMENT ASSISTANCE PROGRAM	320100000000000												
OO : Meet Industry Sector Developed													
Outcome Indicators													
1. Percentage increase in the number of beneficiary LGU meat facilities that are compliant to national standards and are properly operated and maintained						65% (31/48)	22.9%	27.1%			27.1%	-37.9%	13 LGU beneficiaries are compliant to national standards (licensed "AA" SLH) and are properly operated and maintained
2. Percentage of highly urbanized LGUs capable of performing meat inspection services						80% (26/33)	57.6%	57.6%			57.6%	-22.4%	*There are 19 HUCs with Ordinance on Meat Inspection *On-going finalization of the Policy/Guideline for the Local Meat Inspection System (LMIS) Certification
Output Indicator													
1. Number of LGU Meat Inspectors trained to perform meat inspection service						400	0	110			100	-290	Conduct of Basic Meat Inspection Course by the Regional Offices are scheduled starting 2nd quarter. For the 2nd quarter, NMIS Regional Offices (nationwide) conducted the Basic Meat Inspection Course, with a total of 110 participants

Prepared By:

JANYLYN S. VILLAFLORES
Planning Officer I
2021-07-22 14:17:40

In coordination with:

DR. EASTER OJEDA
2021-07-22 14:17:40

Approved By:

DR. JOCELYN A. SALVADOR
Agency Head
2021-07-22 14:20:39