



INVENTORY OF DRESSED CHICKEN IN COLD STORAGE*****

In Metric Tonnes (MT)

REGIONS	THIS WEEK +		LAST WEEK		LAST MONTH		LAST YEAR	
	April 3, 2023		March 27, 2023		March 6, 2023		April 4, 2022	
	Week 14		Week 13					
	Local	Imported	Local	Imported	Local	Imported	Local	Imported
I	115.59	53.67	146.43	106.96	180.17	29.76	2,261.19	28.74
II	147.99	4.11	139.77	14.99	192.58	20.03	52.98	14.53
III	9,585.53	9,677.70	7,866.24	8,411.68	5,429.09	11,756.44	3,863.98	4,380.13
IV-A	1,928.10	17,473.90	2,456.20	16,039.44	2,399.40	16,112.77	1,702.70	4,620.13
IV-B	185.23	41.88	208.88	50.54	250.29	35.94	73.26	78.06
V	483.70	77.81	471.64	63.68	364.86	57.1	128.22	66.59
VI	418.21	75.96	272.49	25.16	382.17	60.97	205.65	42.19
VII	492.54	1,628.88	704.87	2,574.80	423.21	2,494.89	688.82	421.77
VIII	111.60	5.54	120.95	5.28	105.7	5.69	126.98	4.17
IX	92.54	0.00	93.29	0.00	59.33	0	50.71	0.00
X*	0.00	0.00	131.19	1,417.56	137.53	624.87	134.91	15.57
XI	1,449.94	405.20	1,586.04	513.41	1380.14	275.74	141.05	25.37
XII	144.43	12.35	386.01	1.45	346.62	0.09	110.80	0.00
CARAGA	129.64	13.81	102.45	4.51	117.87	14.4	47.88	0.00
NCR	537.36	7,734.95	528.71	6,989.22	348.67	8,503.53	256.16	3,345.27
Sub-Total	15,822.41	37,205.75	15,215.16	36,218.68	12,117.63	39,992.22	9,845.29	13,042.52
Grand Total	53,028.16			51,433.84	52,109.85			22,887.81

+ Data is based on on the RTOC report submitted every cut-off time

* No submitted report

** Fresh chilled chicken & MDM are not included


*** Only from accredited facilities; inventory already in distribution channels are not included

⬆ Increase of inventory from the previous week

⬇ Decrease of inventory from the previous week

Submitted by:

Noted by:


DR. JONATHAN V. SABINIANO, MVM
 Planning Officer V / POSMD Head
 National Meat Inspection Service


DR. CLARITA M. SANGCAL
 Executive Director
 National Meat Inspection Service





INVENTORY OF FROZEN PORK^b IN ACCREDITED COLD STORAGE^a

In Metric Tons (MT)

REGIONS	THIS WEEK +		LAST WEEK		LAST MONTH		LAST YEAR	
	April 3, 2023		March 27, 2023		March 6, 2023		April 4, 2022	
	Week 14		Week 13					
	Local	Imported	Local	Imported	Local	Imported	Local	Imported
I	0.00	109.36	0.00	37.04	0.09	151.49	0	4.27
II	0.00	4.17	0.00	5.03	0	5.94	0.00	6.73
III	984.33	15,568.75	1,951.77	14,585.27	744.41	18,094.70	140.30	18,053.32
IV-A	468.80	20,772.94	465.76	21,440.37	778.65	23,898.35	220.62	14,256.89
IV-B	0.00	0.00	0.00	0.00	0	0	0.00	0.00
V	0.00	360.26	0.00	372.60	0	423.56	2.00	200.77
VI	8.07	98.98	0.00	53.55	41.79	89.98	16.38	74.55
VII	1,143.49	7,946.71	1,204.29	8,741.34	583.78	9,154.50	341.06	3,929.71
VIII	1.73	67.55	0.00	65.14	3.65	39.82	2.59	25
IX	0.00	0.00	0.00	0.00	0	0	0.00	0.00
X*	0.00	0.00	13.11	653.63	13.72	415.49	0	87.11
XI	41.62	769.50	43.51	662.89	46.55	826.53	0	444.56
XII	0.00	80.66	5.98	106.92	7.91	113.51	0	0
CARAGA	0.00	35.05	0.00	30.61	0	54.04	0.00	23.66
NCR	82.60	14,601.26	128.98	16,634.59	148.41	18,778.88	254.21	12,155.81
Total	2,730.65	60,415.18	3,813.40	63,388.99	2,368.96	72,046.79	977.16	49,262.38
Grand Total	↓ 63,145.83		67,202.40		74,415.75		50,239.54	

Note:

/a - stock inventory in accredited commercial & in-house cold storage (Slaughterhouses, Meat Processing Plants)

/b - total of local and imported frozen pork /basic meat (carcass, primal parts & specialty cuts) inventory

+ Data is based on RTOC report submitted every cut off time


* No submitted report


▲ Increase of inventory from the previous week

▼ Decrease of inventory from the previous week

Submitted by:

Noted by:


DR. JONATHAN V. SABINIANO, MVM
 Planning Officer V / POSMD Head
 National Meat Inspection Service


DR. CLARITA M. SANGCAL
 Executive Director
 National Meat Inspection Service