



Republic of the Philippines  
DEPARTMENT OF AGRICULTURE  
**NATIONAL MEAT INSPECTION SERVICE**

No.4 Visayas Avenue, Brgy. Vasra, Quezon City  
Telephone No; (02)8924-7980 Telefax: 924-7979  
e-mail: [nmis@nmis.gov.ph](mailto:nmis@nmis.gov.ph)  
[www.nmis.gov.ph](http://www.nmis.gov.ph)

**INVENTORY OF DRESSED CHICKEN\*\* IN COLD STORAGE\*\*\***

In Metric Tonnes (MT)

REGIONS	THIS WEEK +		LAST WEEK		LAST MONTH		LAST YEAR	
	December 27, 2021 Week 52		December 20, 2021 Week 51		November 29, 2021		December 28, 2020	
	Local	Imported	Local	Imported	Local	Imported	Local	Imported
I	2,666.97	7.99	2,758.20	16.4	3,040.86	17.11	803.39	5.85
II	465.91	1.4	110.75	21.79	37.58	22.54	91.52	41.14
III	4,285.61	6,506.78	4,695.58	6,130.32	4,857.98	7,466.25	3,636.69	3,685.13
IV-A	2,280.74	6,930.81	2,541.71	7,951.93	3,685.95	9,473.13	1,271.43	12,223.17
IV-B	41.19	82.81	0	0	75.84	35.76	29.12	4.42
V	196.75	77.92	252.3	150.65	492.96	106.38	147.51	20.09
VI	0	0	412.09	66.73	561.19	83.57	411.72	22.50
VII*	0.00	0.00	0.00	0.00	1,880.46	1,281.05	639.97	568.59
VIII	59.58	3.22	116.34	5.9	281.75	10.43	55.24	4.76
IX	73.84	0.00	143.51	0.00	270.8	0	196.96	8.48
X	54.59	64.57	87.19	129.36	707.05	186.58	160.44	-
XI	1,481.51	66.01	6,298.13	74.59	2,063.06	58.01	105.46	-
XII	146.77	5.7	272.6	8.7	449.22	23.43	338.26	-
CARAGA	56.24	0.23	50.37	1.83	93.18	3.54	36.93	2.98
NCR	1,019.32	5,473.00	1,087.81	7,303.93	722.49	7,779.91	1,649.68	6,600.34
<b>Sub-Total</b>	<b>12,829.02</b>	<b>19,220.44</b>	<b>18,826.58</b>	<b>21,862.13</b>	<b>19,220.37</b>	<b>26,547.69</b>	<b>9,574.32</b>	<b>23,187.45</b>
<b>Grand Total</b>	<b>↓ 32,049.46</b>		<b>40,688.71</b>		<b>45,768.06</b>		<b>32,761.77</b>	

+ Data is based on on the RTOC report submitted every cut-off time

\* No submitted report due to typhoon Odette

\*\* Fresh chilled chicken & MDM are not included


\*\*\* Only from accredited facilities; inventory already in distribution channels are not included


↑ Increase of inventory from the previous week

↓ Decrease of inventory from the previous week

Submitted by:

Noted by:

  
**DR. JANUARY M. NONES**  
CMCQ/POSMO Head  
National Meat Inspection Service

  
**DR. JOCELYN A. SALVADOR**  
OIC Executive Director  
National Meat Inspection Service



Republic of the Philippines  
DEPARTMENT OF AGRICULTURE  
**NATIONAL MEAT INSPECTION SERVICE**

No.4 Visayas Avenue, Brgy. Vasra, Quezon City  
Telephone No; (02)8924-7980 Telefax: 924-7979  
e-mail: [nmis@nmis.gov.ph](mailto:nmis@nmis.gov.ph)  
[www.nmis.gov.ph](http://www.nmis.gov.ph)

**INVENTORY OF FROZEN PORK<sup>b</sup> IN ACCREDITED COLD STORAGE<sup>a</sup>**

In Metric Tons (MT)

REGIONS	THIS WEEK +		LAST WEEK		LAST MONTH		LAST YEAR	
	December 27, 2021		December 20, 2021		November 29, 2021		December 28, 2020	
	Week 52		Week 51					
	Local	Imported	Local	Imported	Local	Imported	Local	Imported
I	0	3.17	0	4.1	0	6.5	-	6.16
II	0	4.01	0	16.03	0	0	-	-
III	356.09	22,896.00	318.51	24,011.37	390.98	18,346.95	1,883.16	5,813.14
IV-A	1,218.42	18,169.63	974.26	19,057.74	661.27	20,189.29	1,617.55	10,542.67
IV-B	0	0	0	0	0	0	-	0.84
V	77.92	206.32	150.65	171.01	8.42	185.05	-	73.92
VI	31.34	141.26	19.74	79.48	11.53	97.21	17.24	30.53
VII*	0.00	0.00	0.00	0.00	187.93	7,318.08	582.81	4,959.44
VIII	16.78	53.65	17.75	28.75	9.87	59.42	25.86	75.21
IX	0	0.00	0	0.00	1.06	0	-	6.10
X	5.00	115.35	5.00	115.07	5	149.75	132.97	-
XI	0.00	1,175.40	81.67	1,058.09	143.57	327.53	2.43	0.82
XII	0	0.9	0	1.9	5.7	0.3	7.22	-
CARAGA	0.18	8.86	0.16	8.14	0	11.93	-	-
NCR	299.35	19,295.29	295.63	23,253.05	181.19	26,726.38	520.19	6,863.51
<b>Total</b>	<b>2,005.08</b>	<b>62,069.84</b>	<b>1,863.37</b>	<b>67,804.73</b>	<b>1,606.52</b>	<b>73,418.39</b>	<b>4,789.43</b>	<b>28,372.34</b>
<b>Grand Total</b>	↓ <b>64,074.92</b>		<b>69,668.10</b>		<b>75,024.91</b>		<b>33,161.77</b>	

**Note:**

<sup>a</sup> - stock inventory in accredited commercial & in-house cold storage (Slaughterhouses, Meat Processing Plants)

<sup>b</sup> - total of local and imported frozen pork /basic meat (carcass, primal parts & specialty cuts) inventory


+ Data is based on RTOC report submitted every cut off time

\* No submitted report due to typhoon Odette


▲ Increase of inventory from the previous week

▼ Decrease of inventory from the previous week

Submitted by:

  
**DR. JANUARY M. NONES**  
CMCO/POSMD Head  
National Meat Inspection Service

Noted by:

  
**DR. JOCELYN A. SALVADOR**  
OIC Executive Director  
National Meat Inspection Service