



Republic of the Philippines  
DEPARTMENT OF AGRICULTURE  
**NATIONAL MEAT INSPECTION SERVICE**

No.4 Visayas Avenue, Brgy. Vasra, Quezon City  
Telephone No; (02)8924-7980 Telefax: 924-7979  
e-mail: [nmis@nmis.gov.ph](mailto:nmis@nmis.gov.ph)  
[www.nmis.gov.ph](http://www.nmis.gov.ph)

**INVENTORY OF DRESSED CHICKEN\*\* IN COLD STORAGE\*\*\***

In Metric Tonnes (MT)

REGIONS	THIS WEEK +		LAST WEEK		LAST MONTH		LAST YEAR	
	October 11, 2021 Week 41		October 4, 2021 Week 40		September 13, 2021		October 12, 2020	
	Local	Imported	Local	Imported	Local	Imported	Local	Imported
I	1,406.18	0	1,333.56	17.75	1,544.81	0	869.34	36.39
II	89.47	2.51	266.25	19.06	0	0	67.93	62.06
III	2,286.64	8,435.94	6,449.59	8,605.86	5,416.78	10,301.51	8,118.71	6,562.00
IV-A	5,376.15	9,094.76	5,844.48	13,308.13	5,218.98	9,601.37	7,894.74	11,289.72
IV-B	72.77	34.47	29.64	33.44	33.61	106.34	155.96	32.82
V	561.44	105.1	640.79	153.41	331.81	151.5	587.57	78.67
VI	753.72	88.64	866.1	76.77	793.59	79.04	919.01	47.23
VII	3,689.83	2,410.14	3,666.76	1,957.47	4,110.40	2,360.61	6,655.05	14,294.22
VIII	277.13	6.92	270.31	7.12	253.44	8.07	383.23	17.12
IX	446.99	1.70	452.35	0.14	543.17	2.82	696.88	5.35
X	1,192.00	267.35	1,212.54	261.78	1,271.56	281.41	2,447.21	31.34
XI	1,863.30	105.99	998.90	27.53	1,024.19	145.02	4,724.30	105.86
XII	196.55	37.04	411.24	42.75	438.21	41.74	627.52	-
CARAGA	82.6	1.73	61.96	5.3	97.53	9.94	62.30	11.29
NCR	797.80	10,472.91	983.76	11,230.92	1,780.19	9,445.65	5,583.77	10,898.78
<b>Sub-Total</b>	<b>19,092.57</b>	<b>31,065.20</b>	<b>23,488.23</b>	<b>35,747.43</b>	<b>22,858.27</b>	<b>32,535.02</b>	<b>39,793.52</b>	<b>43,472.85</b>
<b>Grand Total</b>	↓ <b>50,157.77</b>		<b>59,235.66</b>		<b>55,393.29</b>		<b>83,266.37</b>	

+ Data is based on on the RTOC report submitted every cut-off time

\* No submitted report


\*\* Fresh chilled chicken & MDM are not included

\*\*\* Only from accredited facilities; inventory already in distribution channels are not included


↑ Increase of inventory from the previous week

↓ Decrease of inventory from the previous week

Submitted by:

  
DR. JANUARY M. NONES  
CMCO/PO3MD Head  
National Meat Inspection Service

Noted by:

  
DR. JOCELYN A. SALVADOR  
OC Executive Director  
National Meat Inspection Service



Republic of the Philippines  
 DEPARTMENT OF AGRICULTURE  
**NATIONAL MEAT INSPECTION SERVICE**  
 No.4 Visayas Avenue, Brgy. Vasra, Quezon City  
 Telephone No; (02)8924-7980 Telefax: 924-7979  
 e-mail: [nmis@nmis.gov.ph](mailto:nmis@nmis.gov.ph)  
[www.nmis.gov.ph](http://www.nmis.gov.ph)

**INVENTORY OF FROZEN PORK<sup>b</sup> IN ACCREDITED COLD STORAGE<sup>a</sup>**

In Metric Tons (MT)

REGIONS	THIS WEEK +		LAST WEEK		LAST MONTH		LAST YEAR	
	October 11, 2021		October 4, 2021		September 13, 2021		October 12, 2020	
	Week 41		Week 40					
	Local	Imported	Local	Imported	Local	Imported	Local	Imported
I	0	0.83	0	5.2	0	1.65	0.15	1.10
II	0	0	0	0	0	0	-	-
III	137.36	15,017.74	697.70	21,066.59	215.85	20,756.63	3,129.39	7,405.13
IV-A	880.57	22,729.90	835.11	21,618.84	1,028.87	20,414.98	1,863.81	11,707.85
IV-B	0	0	0	0	0	0	-	0.84
V	0	78.37	0	143.55	3.14	137.24	2.04	57.50
VI	33.9	73.82	35.2	79.53	17.68	86.25	12.69	40.35
VII	436.51	10,754.57	502.95	12,161.99	583.64	10,161.73	1,543.78	7,229.61
VIII	9.54	46.58	12.19	57.93	11.18	71.87	20.05	41.93
IX	0	3.58	0	3.75	0	4.78	-	4.95
X	20	195.38	20	205.12	20	219.12	266.80	51.52
XI	166.43	340.61	39.46	152.58	92.83	224.32	90.79	161.50
XII	3.69	28.03	4.39	29.28	4.56	24.77	18.88	-
CARAGA	1.32	36.06	0	5.41	0.28	29.76	0.40	6.94
NCR	76.96	22,222.26	153.81	25,638.95	137.07	21,634.29	788.30	11,320.17
<b>Total</b>	<b>1,766.28</b>	<b>71,527.73</b>	<b>2,300.81</b>	<b>81,168.72</b>	<b>2,115.10</b>	<b>73,767.39</b>	<b>7,737.08</b>	<b>38,029.39</b>
<b>Grand Total</b>	<b>↓ 73,294.01</b>		<b>83,469.53</b>		<b>75,882.49</b>		<b>45,766.47</b>	

**Note:**

<sup>a</sup> - stock inventory in accredited commercial & in-house cold storage (Slaughterhouses, Meat Processing Plants)

<sup>b</sup> - total of local and imported frozen pork /basic meat (carcass, primal parts & specialty cuts) inventory

+ Data is based on RTOC report submitted every cut off time

\* No submitted report

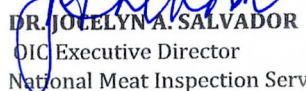
↑ Increase of inventory from the previous week

↓ Decrease of inventory from the previous week

Submitted by:

  
**DR. JANUARY M. NONES**  
 CMCO/POSMD Head  
 National Meat Inspection Service

Noted by:

  
**DR. JOCELYN A. SALVADOR**  
 OIC Executive Director  
 National Meat Inspection Service