



Republic of the Philippines  
DEPARTMENT OF AGRICULTURE  
**NATIONAL MEAT INSPECTION SERVICE**

No.4 Visayas Avenue, Brgy. Vasra, Quezon City  
Telephone No; (02)8924-7980 Telefax: 924-7979  
e-mail: [nmis@nmis.gov.ph](mailto:nmis@nmis.gov.ph)  
[www.nmis.gov.ph](http://www.nmis.gov.ph)

**INVENTORY OF DRESSED CHICKEN\*\* IN COLD STORAGES\*\*\***

In Metric Tonnes (MT)

REGIONS	THIS WEEK +		LAST WEEK		LAST MONTH		LAST YEAR	
	July 19, 2021 Week 29		July 12, 2021 Week 28		June 21, 2021		July 20, 2020	
	Local	Imported	Local	Imported	Local	Imported	Local	Imported
I	1,314.34	15.83	1,335.62	12.13	1,165.98	17.27	955.74	176.70
II	136.38	14.83	233.46	42.64	23.07	28.73	51.50	59.73
III	3,563.40	9,235.44	3,886.70	10,185.97	4,519.79	9,356.32	6,845.73	5,219.19
IV-A	3,546.38	7,279.80	4,490.89	6,904.26	2,693.07	4,590.24	3,721.48	12,321.45
IV-B	41.5	195.62	42.59	216.29	33.43	117.12	119.14	30.66
V	416.01	117.1	395.19	129.79	294.34	192.85	250.68	128.01
VI	367.57	107.01	444.4	110.45	359.08	101.58	809.09	73.27
VII	3,448.83	2,374.07	3,308.82	1,538.76	2,531.68	1,451.89	4,985.23	10,990.96
VIII	314.69	7.58	249.82	7.56	364.69	1.62	296.49	15.62
IX	509.74	21.12	489.84	13.47	400.06	15.78	449.30	-
X	1,062.47	113.35	928.47	111.23	462.48	75.67	2,235.13	61.96
XI	864.14	63.96	1,631.37	255.63	697.93	201.85	2,893.56	118.51
XII	752.61	6	624.64	6.11	493.34	6.5		
CARAGA	73.81	12.27	103.3	17.47	77.83	17.33	81.63	19.77
NCR	1,132.13	10,233.16	1,176.54	11,835.30	1,195.09	7,735.31	3,303.98	16,663.15
<b>Sub-Total</b>	<b>17,544.00</b>	<b>29,797.14</b>	<b>19,341.65</b>	<b>31,387.06</b>	<b>15,311.86</b>	<b>23,910.06</b>	<b>26,998.68</b>	<b>45,878.98</b>
<b>Grand Total</b>	<b>↑ 47,341.14</b>			<b>50,728.71</b>		<b>39,221.92</b>		<b>72,877.66</b>

\*\* Fresh chilled chicken & MDM are not included

\*\*\* Only from accredited facilities; inventory already in distribution channels are not included

+ Data is based on on the RTOC report submitted every cut-off time


\* No submitted report


↑ Increase of inventory from the previous week

↓ Decrease of inventory from the previous week

Submitted by:

Noted by:

  
**DR. JANUARY A. NONES**  
CMCO/POSMD Head  
National Meat Inspection Service

  
**DR. JOCELYN A. SALVADOR**  
OIC Executive Director  
National Meat Inspection Service



Republic of the Philippines  
DEPARTMENT OF AGRICULTURE  
**NATIONAL MEAT INSPECTION SERVICE**

No.4 Visayas Avenue, Brgy. Vasra, Quezon City  
Telephone No; (02)8924-7980 Telefax: 924-7979  
e-mail: [nmis@nmis.gov.ph](mailto:nmis@nmis.gov.ph)  
[www.nmis.gov.ph](http://www.nmis.gov.ph)

**INVENTORY OF FROZEN PORK<sup>b</sup> IN ACCREDITED COLD STORAGE<sup>a</sup>**

In Metric Tons (MT)

REGIONS	THIS WEEK +		LAST WEEK		LAST MONTH		LAST YEAR	
	July 19, 2021		July 12, 2021		June 21, 2021		July 20, 2020	
	Week 29		Week 28					
	Local	Imported	Local	Imported	Local	Imported	Local	Imported
I	0	0.06	0	3.13	0	1.48	6.28	2.23
II	0	0	0	0	0	0	-	-
III	294.13	23,738.47	334.06	22,468.76	285.71	19,227.92	2,792.33	7,566.95
IV-A	987.79	13,038.95	956.28	15,758.04	854.68	12,706.15	2,068.86	9,271.36
IV-B	0	0	0	0	0	0	-	0.84
V	0	186.48	0	168.43	0	156.14	8.44	91.01
VI	15.91	100.82	15.97	98.63	21.13	102.44	20.66	48.63
VII	292.55	10,930.03	273.43	7,560.39	360.4	9,203.46	1,345.12	8,499.63
VIII	8.61	55.56	14.12	50.76	14.63	52.07	25.79	28.84
IX	0	5.97	0	6.16	0	6.65	-	-
X	20.00	34.51	20	100.13	3	20.97	94.17	30.85
XI	36.28	0	193.78	192.89	162.88	116.46	224.41	45.50
XII	2.44	15.11	2.19	13.88	2.9	18.21		
CARAGA	0	10.1	4.15	3.85	0.65	8.06	13.16	0.84
NCR	104.25	17,631.08	103.34	16,785.72	207.56	9,433.14	422.96	7,785.60
<b>Total</b>	<b>1,761.96</b>	<b>65,747.14</b>	<b>1,917.32</b>	<b>63,210.77</b>	<b>1,913.54</b>	<b>51,053.15</b>	<b>7,022.18</b>	<b>33,372.28</b>
<b>Grand Total</b>	<b>↑ 1,761.96</b>	<b>67,509.10</b>	<b>1,917.32</b>	<b>65,128.09</b>	<b>1,913.54</b>	<b>52,966.69</b>	<b>7,022.18</b>	<b>40,394.46</b>

**Note:**

<sup>a</sup> - stock inventory in accredited commercial & in-house cold storage (Slaughterhouses, Meat Processing Plants)

<sup>b</sup> - total of local and imported frozen pork /basic meat (carcass, primal parts & specialty cuts) inventory


+ Data is based on RTOC report submitted every cut off time

\* No submitted report

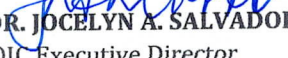
↑ Increase of inventory from the previous week

↓ Decrease of inventory from the previous week

Submitted by:

  
**DR. JANUARY A. NONES**  
CMCO/POSMD Head  
National Meat Inspection Service

Noted by:

  
**DR. JOCELYN A. SALVADOR**  
OIC Executive Director  
National Meat Inspection Service