



Republic of the Philippines  
 DEPARTMENT OF AGRICULTURE  
**NATIONAL MEAT INSPECTION SERVICE**  
 No.4 Visayas Avenue, Brgy. Vasra, Quezon City  
 Telephone No: (02)8924-7980 Telefax: 924-7979  
 e-mail: [nmis@nmis.gov.ph](mailto:nmis@nmis.gov.ph)  
[www.nmis.gov.ph](http://www.nmis.gov.ph)

**INVENTORY OF FROZEN PORK<sup>b</sup> IN ACCREDITED COLD STORAGE<sup>a</sup>**

In Metric Tons (MT)

REGIONS	THIS WEEK +		LAST WEEK		LAST MONTH		LAST YEAR	
	July 12, 2021		July 5, 2021		June 14, 2021		July 13, 2020	
	Week 28		Week 27					
	Local	Imported	Local	Imported	Local	Imported	Local	Imported
I	0	3.13	0	0	0	4.63	-	0.49
II	0	0	0	0	0	0	-	-
III	334.06	22,468.76	291.56	24,873.01	285.71	15,669.87	3,359.32	7,310.45
IV-A	956.28	15,758.04	998.67	14,201.34	851.82	11,617.18	1,984.72	10,854.66
IV-B	0	0	0	0	0	0	-	0.84
V	0	168.43	0	149.69	3.92	196.31	-	40.35
VI	15.97	98.63	17.86	96.36	15.04	101.83	14.94	35.31
VII	273.43	7,560.39	305.47	10,238.79	371.07	8,410.45	1,263.88	8,273.39
VIII	14.12	50.76	11.16	35.28	11.01	42.39	39.12	13.77
IX	0	6.16	0	6.32	0	2.81	-	-
X	20	100.13	20	100.86	25.79	27.07	149.15	31.07
XI	193.78	192.89	36.68	0	112.44	111.28	238.29	41.83
XII	2.19	13.88	1.91	16.02	1.44	15.91		
CARAGA	4.15	3.85	0.65	14.57	1.12	14.25	1.48	6.33
NCR	103.34	16,785.72	200.01	15,291.37	217.07	12,472.34	479.19	17,822.23
<b>Total</b>	<b>1,917.32</b>	<b>63,210.77</b>	<b>1,883.97</b>	<b>65,023.61</b>	<b>1,896.43</b>	<b>48,686.32</b>	<b>7,530.09</b>	<b>44,430.72</b>
<b>Grand Total</b>	<b>↓</b>	<b>65,128.09</b>		<b>66,907.58</b>		<b>50,582.75</b>		<b>51,960.81</b>

**Note:**

<sup>a</sup> - stock inventory in accredited commercial & in-house cold storage (Slaughterhouses, Meat Processing Plants)

<sup>b</sup> - total of local and imported frozen pork /basic meat (carcass, primal parts & specialty cuts) inventory


+ Data is based on RTOC report submitted every cut off time

\* No submitted report


↑ Increase of inventory from the previous week

↓ Decrease of inventory from the previous week

Submitted by:

  
**DR. JANUARY A. NONES**  
 CMCO/POSMD Head  
 National Meat Inspection Service

Noted by:

  
**DR. JOCELYN A. SALVADOR**  
 OIC, Executive Director  
 National Meat Inspection Service





Republic of the Philippines  
DEPARTMENT OF AGRICULTURE  
**NATIONAL MEAT INSPECTION SERVICE**

No.4 Visayas Avenue, Brgy. Vasra, Quezon City  
Telephone No: (02)8924-7980 Telefax: 924-7979  
e-mail: [nmis@nmis.gov.ph](mailto:nmis@nmis.gov.ph)  
[www.nmis.gov.ph](http://www.nmis.gov.ph)

**INVENTORY OF DRESSED CHICKEN\*\* IN COLD STORAGES\*\*\***

In Metric Tonnes (MT)

REGIONS	THIS WEEK +		LAST WEEK		LAST MONTH		LAST YEAR	
	July 12, 2021		July 5, 2021		June 14, 2021		July 13, 2020	
	Local	Imported	Local	Imported	Local	Imported	Local	Imported
I	1,335.62	12.13	1,203.41	15.55	1,269.53	36.44	931.40	286.60
II	233.46	42.64	204.71	16.12	113.64	19.04	59.44	43.30
III	3,886.70	10,185.97	3,104.79	11,043.05	3,142.47	6,584.75	7,397.69	5,614.84
IV-A	4,490.89	6,904.26	3,302.77	6,370.33	2,610.76	5,010.70	4,502.32	13,675.81
IV-B	42.59	216.29	49.2	191.99	42.81	91.86	132.14	38.84
V	395.19	129.79	362.99	150.33	294.51	164.79	328.80	104.70
VI	444.4	110.45	433.53	118.35	302.81	97.27	788.95	86.00
VII	3,308.82	1,538.76	2,872.47	1,742.00	2,287.31	1,604.13	5,920.47	10,356.98
VIII	249.82	7.56	353.22	7.62	311.64	1.34	165.88	3.06
IX	489.84	13.47	488.08	2.61	431.94	15.75	453.20	-
X	928.47	111.23	719.07	127.46	349.86	52.84	1,937.91	99.39
XI	1,631.37	255.63	880.07	142.71	518.21	161.34	3,018.33	105.41
XII	624.64	6.11	606.36	8.66	356.5	15.56		
CARAGA	103.3	17.47	88.44	35.87	98.66	16.87	102.75	24.84
NCR	1,176.54	11,835.30	870.37	9,648.35	671.15	6,339.71	5,802.40	11,106.53
<b>Sub-Total</b>	<b>19,341.65</b>	<b>31,387.06</b>	<b>15,539.48</b>	<b>29,621.00</b>	<b>12,801.80</b>	<b>20,212.39</b>	<b>31,541.68</b>	<b>41,546.30</b>
<b>Grand Total</b>	<b>↑ 50,728.71</b>			<b>45,160.48</b>		<b>33,014.19</b>		<b>73,087.98</b>

\*\* Fresh chilled chicken & MDM are not included

\*\*\* Only from accredited facilities; inventory already in distribution channels are not included

+ Data is based on on the RTOC report submitted every cut-off time


\* No submitted report


↑ Increase of inventory from the previous week

↓ Decrease of inventory from the previous week

Submitted by:

Noted by:

  
**DR. JANUARY A. NONES**  
CMCO/POSMD Head  
National Meat Inspection Service

  
**DR. JOCELYN A. SALVADOR**  
OIC Executive Director  
National Meat Inspection Service

*A food-secure Philippines*  
with prosperous farmers and fishierfolk

