



Republic of the Philippines  
 DEPARTMENT OF AGRICULTURE  
**NATIONAL MEAT INSPECTION SERVICE**  
 No.4 Visayas Avenue, Brgy. Vasra, Quezon City  
 Telephone No; (02)8924-7980 Telefax: 924-7979  
 e-mail: [nmis@nmis.gov.ph](mailto:nmis@nmis.gov.ph)  
[www.nmis.gov.ph](http://www.nmis.gov.ph)

**INVENTORY OF FROZEN PORK<sup>b</sup> IN ACCREDITED COLD STORAGE<sup>a</sup>**

In Metric Tons (MT)

REGIONS	THIS WEEK +		LAST WEEK		LAST MONTH		LAST YEAR	
	June 14, 2021		June 7, 2021		May 17, 2021		June 15, 2020	
	Week 24		Week 23					
	Local	Imported	Local	Imported	Local	Imported	Local	Imported
I	0	4.63	0	2.08	0	0.18	5.35	0.54
II	0	0	0	0	0	0	-	-
III	285.71	15,669.87	322.51	18,737.26	312.64	14,237.06	3,175.83	9,435.52
IV-A	851.82	11,617.18	870.86	10,812.29	757.16	9,315.68	2,779.23	11,752.40
IV-B	0	0	0	0	0	0	-	1.28
V	3.92	196.31	30.96	3.09	0	177.39	4.10	56.20
VI	15.04	101.83	16.6	79.16	18.03	61.87	22.53	53.79
VII	371.07	8,410.45	309.05	7,411.76	298.18	7,142.25	3,243.69	8,172.92
VIII	11.01	42.39	7.98	26.46	16.12	22.78	51.03	10.33
IX	0	2.81	0	2.91	0	0	-	-
X	25.79	27.07	26.18	31.45	0	12.99	152.94	31.14
XI	112.44	111.28	86.29	122.66	66.86	31.53	165.49	46.49
XII	1.44	15.91	1.72	17.99	1.26	0	501.25	-
CARAGA	1.12	14.25	2.45	3.82	1.1	3.72	3.22	0.84
NCR	217.07	12,472.34	251.14	10,673.09	313.01	7,777.91	620.13	8,463.98
<b>Total</b>	<b>1,896.43</b>	<b>48,686.32</b>	<b>1,925.74</b>	<b>47,924.02</b>	<b>1,784.36</b>	<b>38,783.36</b>	<b>10,724.79</b>	<b>38,025.43</b>
<b>Grand Total</b>	<b>↑</b>	<b>50,582.75</b>		<b>49,849.76</b>		<b>40,567.72</b>		<b>48,750.22</b>

**Note:**

<sup>a</sup> - stock inventory in accredited commercial & in-house cold storage (Slaughterhouses, Meat Processing Plants)

<sup>b</sup> - total of local and imported frozen pork/basic meat (carcass, primal parts & specialty cuts) inventory


+ Data is based on RTOC report submitted every cut off time

\* No submitted report


Increase of inventory from the previous week

Decrease of inventory from the previous week

Submitted by:

  
 DR. JANUARY A. NONAS  
 CMCO/POSMD Head  
 National Meat Inspection Service

Noted by:

  
 DR. JOCELYN A. SALVADOR  
 OIC Executive Director  
 National Meat Inspection Service



Republic of the Philippines  
DEPARTMENT OF AGRICULTURE  
**NATIONAL MEAT INSPECTION SERVICE**

No.4 Visayas Avenue, Brgy. Vasra, Quezon City  
Telephone No; (02)8924-7980 Telefax: 924-7979  
e-mail: [nmis@nmis.gov.ph](mailto:nmis@nmis.gov.ph)  
[www.nmis.gov.ph](http://www.nmis.gov.ph)

**INVENTORY OF DRESSED CHICKEN\*\* IN COLD STORAGES\*\*\***

In Metric Tonnes (MT)

REGIONS	THIS WEEK +		LAST WEEK		LAST MONTH		LAST YEAR	
	June 14, 2021 Week 24		June 7, 2021 Week 23		May 10, 2021		June 15, 2020	
	Local	Imported	Local	Imported	Local	Imported	Local	Imported
I	1,269.53	36.44	1,342.74	8.11	1,142.64	5.85	1,602.65	179.05
II	113.64	19.04	216.36	25.63	24.52	0	72.34	54.97
III	3,142.47	6,584.75	4,665.69	6,440.32	3,933.92	5,995.29	10,739.81	6,640.35
IV-A	2,610.76	5,010.70	2,385.60	5,084.38	2,500.72	3,553.16	6,876.88	14,522.95
IV-B	42.81	91.86	31.4	65.08	19.76	61.44	232.30	17.54
V	294.51	164.79	275.68	93.22	378.17	51.02	768.31	112.77
VI	302.81	97.27	301.95	83.31	383.53	87.98	513.66	75.43
VII	2,287.31	1,604.13	2,316.65	1,655.47	1,577.36	1,477.26	8,549.52	10,349.22
VIII	311.64	1.34	315.18	1.58	341.25	1.9	184.50	4.22
IX	431.94	15.75	378.58	4.41	283.6	0	501.69	-
X	349.86	52.84	191.31	57.31	85.77	87.86	2,932.98	67.53
XI	518.21	161.34	532.76	133.56	523.64	154.42	1,923.00	123.65
XII*	356.5	15.56	262.43	31.97	266.36	16.28	771.49	-
CARAGA	98.66	16.87	82.54	14.35	87.39	4.85	63.77	21.88
NCR	671.15	6,339.71	1,449.45	6,254.05	649.93	6,970.74	5,670.95	10,629.13
<b>Sub-Total</b>	<b>12,801.80</b>	<b>20,212.39</b>	<b>14,748.32</b>	<b>19,952.75</b>	<b>12,198.56</b>	<b>18,468.05</b>	<b>41,403.85</b>	<b>42,798.69</b>
<b>Grand Total</b>	<b>↓ 33,014.19</b>			<b>34,701.07</b>		<b>30,666.61</b>		<b>84,202.54</b>

\*\* Fresh chilled chicken & MDM are not included

\*\*\* Only from accredited facilities; inventory already in distribution channels are not included


+ Data is based on on the RTOC report submitted every cut-off time

\* No submitted report


Increase of inventory from the previous week

Decrease of inventory from the previous week

Submitted by:

  
DR. JANTARY A. NONES  
CMSQ/POSMD Head  
National Meat Inspection Service

Noted by:

  
DR. JOCELYN A. SALVADOR  
OIC Executive Director  
National Meat Inspection Service