



Republic of the Philippines  
 DEPARTMENT OF AGRICULTURE  
**NATIONAL MEAT INSPECTION SERVICE**  
 No.4 Visayas Avenue, Brgy. Vasra, Quezon City  
 Telephone No; (02)8924-7980 Telefax: 924-7979  
 e-mail: [nmis@nmis.gov.ph](mailto:nmis@nmis.gov.ph)  
[www.nmis.gov.ph](http://www.nmis.gov.ph)

**INVENTORY OF DRESSED CHICKEN\*\* IN COLD STORAGES\*\*\***

In Metric Tonnes (MT)

| REGIONS            | THIS WEEK +                |                  | LAST WEEK                 |                  | LAST MONTH        |                  | LAST YEAR        |                  |
|--------------------|----------------------------|------------------|---------------------------|------------------|-------------------|------------------|------------------|------------------|
|                    | January 11, 2021<br>Week 2 |                  | January 4, 2021<br>Week 1 |                  | December 14, 2020 |                  | January 13, 2020 |                  |
|                    | Local                      | Imported         | Local                     | Imported         | Local             | Imported         | Local            | Imported         |
| I                  | 605.71                     | 7.17             | 511.57                    | 5.28             | 1140.26           | 8.42             | 249.46           | 45.07            |
| II                 | 14.37                      | 36.11            | 9.29                      | 42.33            | 45.16             | 51.9             | 127.41           | 3.63             |
| III                | 2,668.89                   | 3,011.14         | 2,562.56                  | 3,525.01         | 4,480.11          | 4,989.15         | 4,546.59         | 1,733.51         |
| IV-A               | 912.43                     | 5,584.65         | 1,397.24                  | 5,523.17         | 1,732.17          | 7,444.51         | 5,001.73         | 6,118.37         |
| IV-B               | 2.72                       | 4.45             | 2.82                      | 0.9              | 93.91             | 19.91            | -                | -                |
| V                  | 130.03                     | 21.78            | 167.94                    | 15.9             | 162.73            | 12.78            | -                | -                |
| VI                 | 473.91                     | 19.54            | 484.4                     | 6.14             | 519.85            | 37.73            | 93.43            | 95.93            |
| VII                | 430.28                     | 432.11           | 504.54                    | 536.41           | 2,093.75          | 1,026.09         | 419.08           | 6,000.42         |
| VIII               | 116.61                     | 4.12             | 35.28                     | 4.46             | 116.38            | 4.12             | 141.95           | -                |
| IX                 | 109.65                     | 4.06             | 80.11                     | 4.88             | 376.05            | 11.08            | 217.00           | -                |
| X                  | 117.8                      | 9.43             | 117.77                    | 10.08            | 811.53            | 26.15            | 156.64           | -                |
| XI                 | 278.21                     | 10.19            | 532.79                    | 32.61            | 1,525.21          | 58.22            | 399.11           | 87.49            |
| XII                | 139.47                     | 0                | 153.56                    | 0                | 579.19            | 4.88             | 31.48            | -                |
| CARAGA             | 27.76                      | 1.23             | 52.36                     | 3.07             | 107.43            | 7.68             | 71.91            | 13.23            |
| NCR                | 1,139.56                   | 5,416.18         | 2,091.19                  | 5,286.14         | 2,897.79          | 8,270.28         | 193.99           | 2,323.76         |
| <b>Sub-Total</b>   | <b>7,167.40</b>            | <b>14,562.16</b> | <b>8,703.42</b>           | <b>14,996.38</b> | <b>16,681.52</b>  | <b>21,972.90</b> | <b>11,649.78</b> | <b>16,421.39</b> |
| <b>Grand Total</b> | <b>↓ 21,729.56</b>         |                  |                           | <b>23,699.80</b> | <b>38,654.42</b>  |                  |                  | <b>28,071.18</b> |

\*\* Fresh chilled chicken & MDM are not included

\*\*\* Only from accredited facilities; inventory already in distribution channels are not included

+ Data is based on on the RTOC report submitted every cut-off time


\* No submitted report


↑ Increase of inventory from the previous week

↓ Decrease of inventory from the previous week

Submitted by:

Noted by:

  
**DR. MAGDIWANG S. CRUZ**  
 SMCO-POSMI Head  
 National Meat Inspection Service

  
**DR. REILDRIN G. MORALES**  
 Executive Director  
 National Meat Inspection Service

Prepared by: Diosdado D. Nieva Jr.



*A food-secure Philippines*  
 with prosperous farmers and fisherfolk





Republic of the Philippines  
DEPARTMENT OF AGRICULTURE  
**NATIONAL MEAT INSPECTION SERVICE**

No.4 Visayas Avenue, Brgy. Vasra, Quezon City  
Telephone No; (02)8924-7980 Telefax: 924-7979  
e-mail: [nmis@nmis.gov.ph](mailto:nmis@nmis.gov.ph)  
[www.nmis.gov.ph](http://www.nmis.gov.ph)

**INVENTORY OF FROZEN PORK<sup>b</sup> IN ACCREDITED COLD STORAGE<sup>a</sup>**

In Metric Tons (MT)

| REGIONS            | THIS WEEK +<br>January 11, 2021<br>Week 2 |                  | THIS WEEK +<br>January 4, 2021<br>Week 1 |                  | LAST MONTH<br>December 14, 2020 |                  | LAST YEAR<br>January 13, 2020 |                  |
|--------------------|---|------------------|--|------------------|---------------------------------|------------------|-------------------------------|------------------|
|                    | Local                                     | Imported         | Local                                    | Imported         | Local                           | Imported         | Local                         | Imported         |
| I                  | 0   | 8.89             | 0  | 64.79            | 1.06                            | 6.79             | 0.83                          | 1.48             |
| II                 | 0   | 0                | 0  | 0                | 0                               | 0                | -                             | -                |
| III                | 990.51                                    | 7,551.37         | 1,487.70                                 | 6,177.37         | 2,293.56                        | 6,682.39         | 2,616.58                      | 9,495.03         |
| IV-A               | 1,238.94                                  | 8,716.46         | 3,011.97                                 | 14,463.11        | 1,578.42                        | 8,209.10         | 506.84                        | 3,077.77         |
| IV-B               | 0   | 0.84             | 0  | 0.84             | 0                               | 0.84             | -                             | -                |
| V                  | 6   | 28.61            | 6  | 49.17            | 0                               | 99.03            | -                             | -                |
| VI                 | 11.5                                      | 47.24            | 14.69                                    | 42.34            | 27.91                           | 39.67            | 42.38                         | 529.20           |
| VII                | 354.85                                    | 4,801.79         | 429.11                                   | 4,928.14         | 802.83                          | 4,768.58         | 1,385.82                      | 3,865.41         |
| VIII               | 31.09                                     | 62.65            | 29.87                                    | 68.63            | 32.51                           | 60.99            | 17.26                         | -                |
| IX                 | 0   | 5.24             | 0  | 5.85             | 0                               | 7.01             | -                             | -                |
| X                  | 94.61                                     | 0.61             | 78.99                                    | 2.56             | 186.34                          | 9.45             | 14.63                         | 294.84           |
| XI                 | 18.91                                     | 60.61            | 5.67                                     | 77.97            | 2.96                            | 684.17           | 32.21                         | 1,308.76         |
| XII                | 1.35                                      | 7.62             | 1.39                                     | 22.26            | 4.68                            | 2.44             | -                             | -                |
| CARAGA             | 0.58                                      | 0.7              | 0  | 4.09             | 0                               | 11.45            | 0.36                          | 42.08            |
| NCR                | 685.4                                     | 6,674.92         | 735.38                                   | 6,542.36         | 913.78                          | 5,946.20         | 21.54                         | 7,041.55         |
| <b>Total</b>       | <b>3,433.74</b>                           | <b>27,967.55</b> | <b>5,800.77</b>                          | <b>32,449.48</b> | <b>5,844.05</b>                 | <b>26,528.11</b> | <b>4,638.45</b>               | <b>25,656.12</b> |
| <b>Grand Total</b> | <b>↓</b>                                  | <b>31,401.29</b> |  | <b>38,250.25</b> |                                 | <b>32,372.16</b> |                               | <b>30,294.58</b> |

**Note:**

/<sup>a</sup> - stock inventory in accredited commercial & in-house cold storage (Slaughterhouses, Meat Processing Plants)

/<sup>b</sup> - total of local and imported frozen pork /basic meat (carcass, primal parts & specialty cuts) inventory

+ Data is based on RTOC report submitted every cut off time


\* No submitted report


↑ Increase of inventory from the previous week

↓ Decrease of inventory from the previous week

Submitted by:

Noted by:

  
**DR. MAGDIWANG S. CRUZ**  
SMCO- POSMD Head  
National Meat Inspection Service

  
**DR. REILDRIN G. MORALES**  
Executive Director  
National Meat Inspection Service

Prepared by; Diosdado D. Nieva Jr.



*A food-secure Philippines*  
with prosperous farmers and fisherfolk

